

Food waste recycling



Food and Garden waste go together
Your how to guide to food waste recycling



 GREATER
DANDENONG
City of Opportunity



greaterdandenong.vic.gov.au/food-waste

What is the food and garden waste service?

The green lid garden waste bin is changing to a food and garden waste bin from 5 April 2021.

Food scraps will be accepted in the green lid garden waste bin. This is the same bin you use for grass, leaves, flowers, weeds and small garden prunings.

Food waste means any food that is left over from meal preparation and plate scrapings, even including meat, fish, cheese, rice, pasta and cake.



Food must not be in a bag or container of any sort – including compostable ones.



Why is Council doing this?



Up to half of the waste found in red lid garbage bins in Greater Dandenong contains food and garden waste.

When food waste is sent to landfill, not only is that valuable resource 'lost', it also breaks down slowly and releases methane gas – which is a harmful greenhouse gas.

By providing residents with the option to put loose food waste into the green lid garden waste bin, residents are playing their part in diverting waste from landfill, whilst also helping turn food waste into high quality compost for use by Victorian farmers.



What happens to your food and garden waste?



1 Food scraps and garden waste are placed in your green lid food and garden waste bin



5 This compost is then used by Victorian farmers to help plants and food grow



4 The facility processes your food and garden waste, turning it into a high quality compost



What if I am already composting at home?

Excellent! Thank you for doing this – please keep up the great work!

However, a food and garden waste bin can actually complement backyard composting! Some food scraps that are not suited to home composting can be placed into the food and garden waste bin. This includes food scraps such as meat, dairy, seafood, bread, rice and pasta.

A food and garden waste bin can help you divert **ALL** of your food and garden waste material away from landfill, making sure none of this valuable resource goes to waste.



2 Your green lid food and garden waste bin is taken to a commercial composting facility



3 The contents of your green lid food and garden waste bin are shredded for further processing





What can go into the food and garden waste bin?

You can place the following items into your green lid food and garden waste bin:



Meat, fish, bones




Bread, cakes, biscuits, pastries




Noodles, pasta, rice



Citrus, onions, garlic, chilli



Leftovers, including takeaway or spoiled and mouldy food



Cheese, dairy, eggs and eggshells




Grass clippings, leaves, weeds



Flowers, garden cuttings, garden prunings






Cereals, grains,
nuts, seeds



Fruit and vegetable
scraps



Coffee grounds
and tea leaves



Serviettes, paper towel,
paper napkins, tissues
(only if used for food)



Small branches,
sticks, twigs





What can't go into the food and garden waste bin?

Please keep these items out of your food and garden waste bin:



Plastic bags (including compostable bags), plastic wrap



Coffee cups (including compostable) or drink cups



Take away or fast food containers (including compostable)



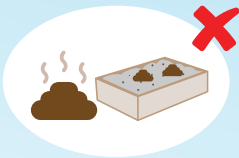
Dishcloths




Cigarette butts



Packaging, plates or cutlery (including compostable, biodegradable or degradable)



Animal waste such as kitty litter or dog poo



Vacuum dust



Hair (animal and human)



Rocks, ash, soil






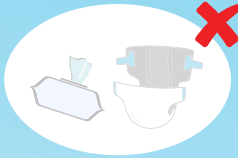
Tea bags,
coffee pods



Fruit labels, stickers,
rubber bands



Paper plates



Nappies and wet wipes



Logs or stumps



Large branches



Glass and metals

All of your food and garden waste needs to be placed loosely into your green lid food and garden waste bin.

Food must not be in a bag or container of any sort including compostable.

If you are unsure whether an item can go in your green lid food and garden waste bin, leave it out and contact Council to learn more.



How to your recycle your food waste

1 Collect food scraps in your kitchen caddy or a similar container.

Have your kitchen caddy or container nearby when preparing meals so you can put food scraps straight in. You may wish to line your caddy with 1–2 sheets of paper towel or a single sheet of newspaper to help soak up any liquids. **Do not line with bags of any sort (including compostable).**



2 Empty your caddy into your green lid food and garden waste bin.

Carry your caddy or container to your green lid food and garden waste bin and empty the food scraps. Make sure your food scraps are placed loosely into your bin. Empty your caddy every 2–3 days. It is a good idea to place your food scraps on top of other garden waste so that they don't stick to your bin.



3 Place your green lid food and garden waste bin out for collection.

Your green lid food and garden waste bin is collected on the alternate week to your yellow lid recycling bin. To find your bin day visit greaterdandenong.vic.gov.au/find-my-bin-day



Food waste recycling hints and tips

There are a number of great ways to manage your food waste using a kitchen caddy or container and to look after your green lid food and garden waste bin.



In the kitchen:



Do not overfill your kitchen caddy or container – keep the lid closed.



Line your caddy or container with paper towel or a sheet of newspaper.



Empty your caddy or container regularly and rinse it out frequently.



Food must not be in a bag or container of any sort – including compostable ones.

Food and garden waste bin:



Store your green bin in the shade.



Keep lid closed.



Layer your food waste with garden waste.



Wash your bin out regularly.



To learn more about food waste recycling visit:
greaterdandenong.vic.gov.au/food-waste

If you have any further questions about food waste recycling or need further support please contact Council:



 (03) 8571 1000

 council@cgd.vic.gov.au

 greaterdandenong.vic.gov.au



TTY: 133 677

Speak and listen: 1300 555 727

Online: relayservice.gov.au



TIS: 13 14 50

Follow us:

